



中国石油大学(北京)克拉玛依校区

CHINA UNIVERSITY OF PETROLEUM - BEIJING AT KARAMAY

2021-2022 学年

本科教学质量报告

2021-2022

2022 34

2021-2022

2022

2022

2021-2022

2022 12

|         |    |
|---------|----|
| .....   | I  |
| .....   | 1  |
| .....   | 3  |
| .....   | 3  |
| .....   | 3  |
| .....   | 4  |
| .....   | 4  |
| .....   | 4  |
| .....   | 4  |
| .....   | 4  |
| .....   | 5  |
| .....   | 7  |
| .....   | 8  |
| 1. .... | 8  |
| 2. .... | 8  |
| 3. .... | 8  |
| 4. .... | 8  |
| .....   | 10 |
| .....   | 10 |
| .....   | 10 |
| .....   | 11 |
| .....   | 12 |
| 1. .... | 12 |
| 2. .... | 12 |
| 3. .... | 12 |
| .....   | 12 |
| .....   | 12 |
| .....   | 14 |
| .....   | 14 |

|    |       |    |
|----|-------|----|
|    | ..... | 14 |
|    | ..... | 15 |
|    | ..... | 15 |
|    | ..... | 16 |
|    | ..... | 17 |
|    | ..... | 17 |
|    | ..... | 17 |
|    | ..... | 18 |
|    | ..... | 18 |
|    | ..... | 18 |
| 1. | ..... | 18 |
| 2. | ..... | 19 |
|    | ..... | 20 |
|    | ..... | 21 |
|    | ..... | 21 |
|    | ..... | 21 |
|    | ..... | 21 |
|    | ..... | 21 |
|    | ..... | 21 |
|    | ..... | 23 |
|    | ..... | 26 |
|    | ..... | 27 |

700  
7200 1997  
211 2006  
2017  
60

2015 10 21  
2015 12 10

2020 7 7 118

104 73 77 7200



23

6

2

5


11

|  |  |  |  |  |  |  |  |
|--|--|--|--|--|--|--|--|
|  |  |  |  |  |  |  |  |
|  |  |  |  |  |  |  |  |
|  |  |  |  |  |  |  |  |
|  |  |  |  |  |  |  |  |
|  |  |  |  |  |  |  |  |
|  |  |  |  |  |  |  |  |

|      |   |      |       |      |
|------|---|------|-------|------|
| 2022 | 9 | 30   | 5988  | 5977 |
|      |   | 5780 | 96.7% | 197  |
|      |   | 3.3% | 11    |      |

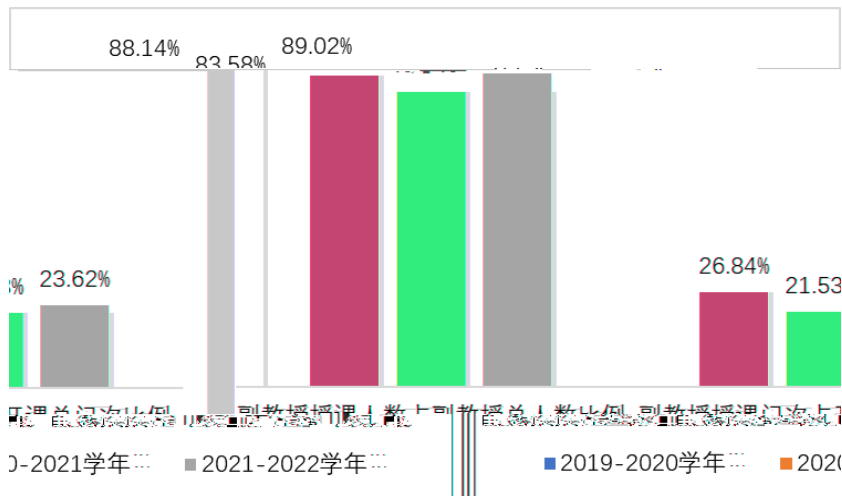
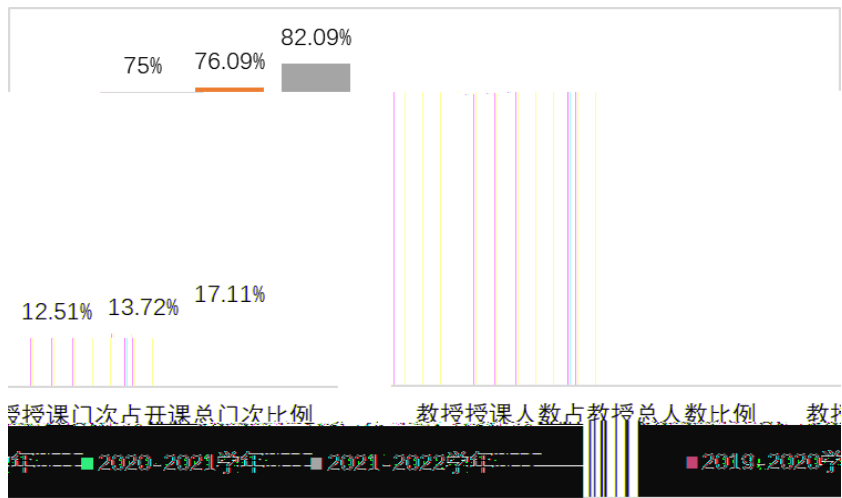
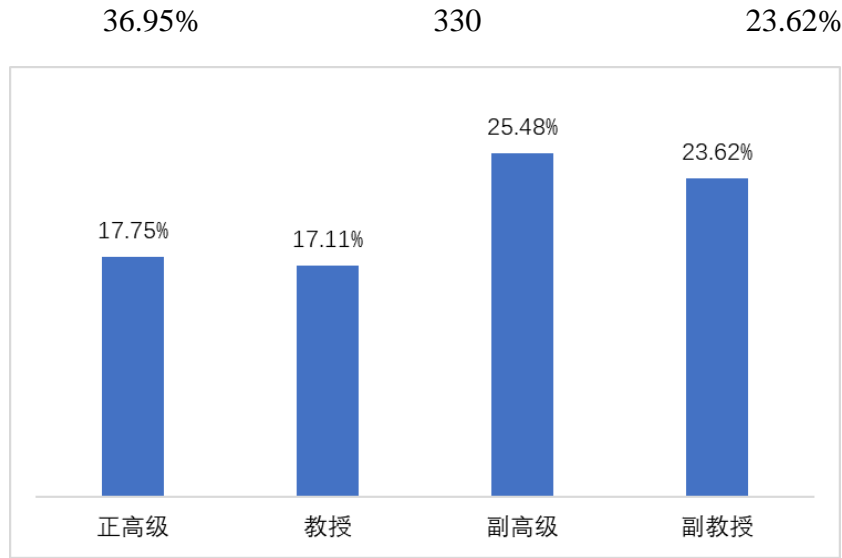
|      |      |      |        |        |
|------|------|------|--------|--------|
|      |      | 2022 |        | 28     |
|      | 2000 | 2021 | 300    | 17.65% |
| 2000 | 1969 |      | 98.45% | 23     |
|      | 2    |      |        | 2021   |
|      |      |      | 2022   |        |

|  |      |      |      |
|--|------|------|------|
|  |      | 2022 |      |
|  | 49.2 |      | 37.3 |
|  |      | 40.7 |      |









2022

|  |  |  |  |  |  |
|--|--|--|--|--|--|
|  |  |  |  |  |  |
|  |  |  |  |  |  |
|  |  |  |  |  |  |
|  |  |  |  |  |  |

2021

750.98

22.6%

1232.73

|      |        | %     |         |
|------|--------|-------|---------|
| 2019 | 686.99 | 29.74 | 1829.06 |
| 2020 | 786.58 | 24.61 | 1671.08 |
| 2021 | 750.98 | 22.6  | 1232.73 |

34.59

51.77

327.11

146.62

253.67

180.49

312.27

1.

7200

|      |      |       |             |      |      |
|------|------|-------|-------------|------|------|
|      |      |       | AP          | 2600 |      |
|      |      |       |             |      | IPv4 |
| IPv6 | 100M | 4000M | cupk.edu.cn |      | ICP  |



MOOC

MOOC 66

64

SPOC

50 605

68

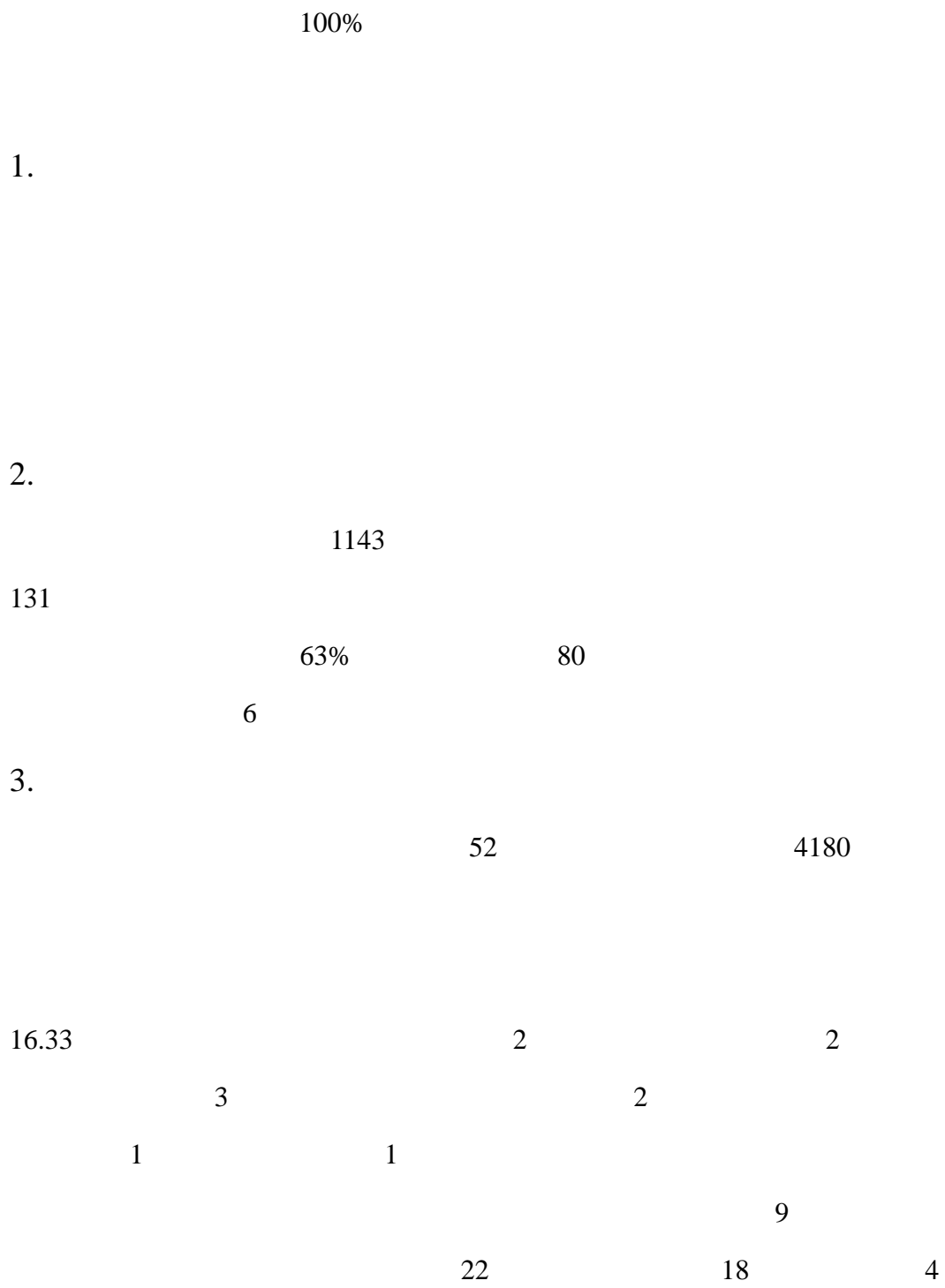
147

421

635

|  |  |        |        |        |
|--|--|--------|--------|--------|
|  |  |        |        |        |
|  |  | 11.46% | 4.04%  | 12.11% |
|  |  | 9.77%  | 4.44%  | 12.17% |
|  |  | 10.96% | 4.04%  | 13.48% |
|  |  | 12.97% | 3.82%  | 13.94% |
|  |  | 8.22%  | 0.79%  | 16.51% |
|  |  | 4.26%  | 0.36%  | 15.99% |
|  |  | 12.98% | 1.73%  | 3.68%  |
|  |  | 13.85% | 2.31%  | 6.13%  |
|  |  | 43.62% | 10.60% | 45.78% |
|  |  | 40.85% | 10.92% | 48.22% |

2021





|  |    |   |    |
|--|----|---|----|
|  |    |   |    |
|  | 0  | 4 | 4  |
|  | 12 | 4 | 16 |

2030 306  
6

2900.52

35.33

1.

2.

3.

1

2

9

15%

28.38

6.99

47.86

15

9.62

2

3

2022

161.96

45.00

27.78%

57.63

31.5

5

2017

64

294

7

1.

18

43

2.

**1**

**2**

1 9

2

**3**

4

5367

95.45%

2022 5



|        |   |       |     |     |
|--------|---|-------|-----|-----|
| 2022   | 8 | 31    | 861 | 824 |
|        |   | 95.7% | 819 |     |
| 99.39% |   |       |     |     |

|        |        |     |        |        |
|--------|--------|-----|--------|--------|
|        | 2022   | 8   | 31     | 824    |
| 86.41% |        | 283 | 34.34% | 429    |
|        | 52.06% |     | 264    | 93.29% |
|        |        | 19  | 6.71%  |        |
| 55.08% |        |     | 61.40% |        |

|   |     |       |
|---|-----|-------|
|   | 126 | 2.68% |
| 3 |     | 83    |

|  |  |  |  |  |  |  |
|--|--|--|--|--|--|--|
|  |  |  |  |  |  |  |
|  |  |  |  |  |  |  |
|  |  |  |  |  |  |  |
|  |  |  |  |  |  |  |
|  |  |  |  |  |  |  |

1.

2.

1.1

52

2.68

1.6

1.7

353  
50% 100%  
**3.**  
2 2

**4.**  
2021 9  
2.0  
3

**5.**



**1.**

**2.**

MOOC

**3.**

**4.**

\_\_\_\_\_







|  |  |  |  |
|--|--|--|--|
|  |  |  |  |
|  |  |  |  |

\_\_\_\_\_

\_\_\_\_\_

\_\_\_\_\_

\_\_\_\_\_

\_\_\_\_\_

\_\_\_\_\_

\_\_\_\_\_

\_\_\_\_\_

\_\_\_\_\_

\_\_\_\_\_

\_\_\_\_\_

\_\_\_\_\_





---

---

---

|  |  |  |  |  |
|--|--|--|--|--|
|  |  |  |  |  |
|  |  |  |  |  |
|  |  |  |  |  |
|  |  |  |  |  |
|  |  |  |  |  |
|  |  |  |  |  |
|  |  |  |  |  |
|  |  |  |  |  |
|  |  |  |  |  |
|  |  |  |  |  |
|  |  |  |  |  |
|  |  |  |  |  |
|  |  |  |  |  |
|  |  |  |  |  |

---

---

|  |  |  |  |  |
|--|--|--|--|--|
|  |  |  |  |  |
|  |  |  |  |  |
|  |  |  |  |  |
|  |  |  |  |  |
|  |  |  |  |  |
|  |  |  |  |  |
|  |  |  |  |  |
|  |  |  |  |  |
|  |  |  |  |  |
|  |  |  |  |  |
|  |  |  |  |  |

|  |  |  |  |  |
|--|--|--|--|--|
|  |  |  |  |  |
|  |  |  |  |  |
|  |  |  |  |  |
|  |  |  |  |  |
|  |  |  |  |  |

---

---

|  |  |  |  |  |
|--|--|--|--|--|
|  |  |  |  |  |
|  |  |  |  |  |
|  |  |  |  |  |
|  |  |  |  |  |
|  |  |  |  |  |
|  |  |  |  |  |
|  |  |  |  |  |
|  |  |  |  |  |
|  |  |  |  |  |
|  |  |  |  |  |
|  |  |  |  |  |
|  |  |  |  |  |
|  |  |  |  |  |
|  |  |  |  |  |
|  |  |  |  |  |

---

|  |  |  |  |  |
|--|--|--|--|--|
|  |  |  |  |  |
|  |  |  |  |  |
|  |  |  |  |  |
|  |  |  |  |  |
|  |  |  |  |  |
|  |  |  |  |  |



